

Scaled data based on original data using
LM-79-08 Approved Method: Electrical and Photometric Measurements of Solid-
State Lighting Products

Test Report Prepared for
Cooper Lighting Solutions
(formerly Eaton)

Brand: McGRAW-EDISON

Report Number: P271537

Luminaire Tested: **ISS-AF-1000-LED-E1-T2-7027**

Issue Date: 3/3/2020

Test Information

Test Method: LM-79-08
Report Number: P271537
TEST IS SCALED FROM IESNA LM-79-08 TEST DATA (P29758)
Test Lab: INNOVATION CENTER-P2
Issue Date: 3/3/2020
Manufacturer: COOPER LIGHTING SOLUTIONS (FORMERLY EATON)
Product Line: MCGRAW-EDISON
Catalog Number: ISS-AF-1000-LED-E1-T2-7027
Description: IMPACT ELITE LED QUATER SPHERE LUMINAIRE
LIGHT SQUARE WITH ACCULED OPTICS-TYPE II
Light Source: (16) 2700K CCT, 70 CRI LEDs
Ballast/Driver: ELECTRONIC DRIVER

Summary

Lumens per Lamp: N/A
Luminaire Lumens: 4920.2 lumens
Efficiency: N/A
Efficacy: 90.1 lumens/watt
Luminous Opening: Rectangular (W 0.5' x L: 0.5' x H: 0')
IES Classification: Type II - Medium - Non-Cutoff
BUG Rating: B1 - U0 - G1

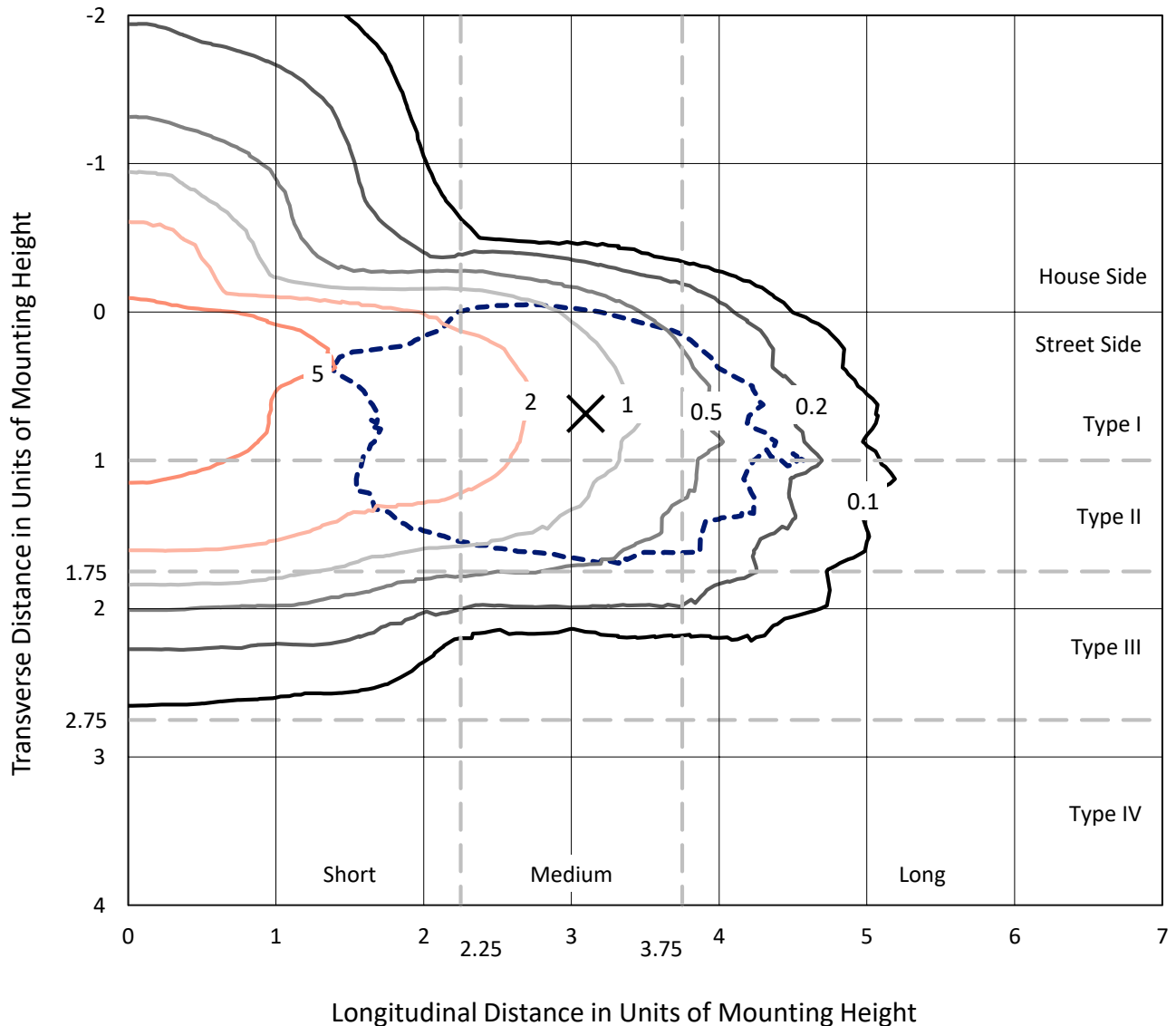
Input Watts (W): 54.6
Input Voltage (V): 120
Input Current (Ain): NR
Voltage Rise (V): NR
Power Factor: NR
Total Harmonic Distortion (THDi): NR
Frequency (hertz): 60
Stabilization Time: NR
Operation Time: NR
Ambient Temperature (°C): NR
Test Distance: 25 FT



REPORT NUMBER: P271537
 CATALOG NUMBER: ISS-AF-1000-LED-E1-T2-7027

Iso-Footcandle Lines of Horizontal Illumination

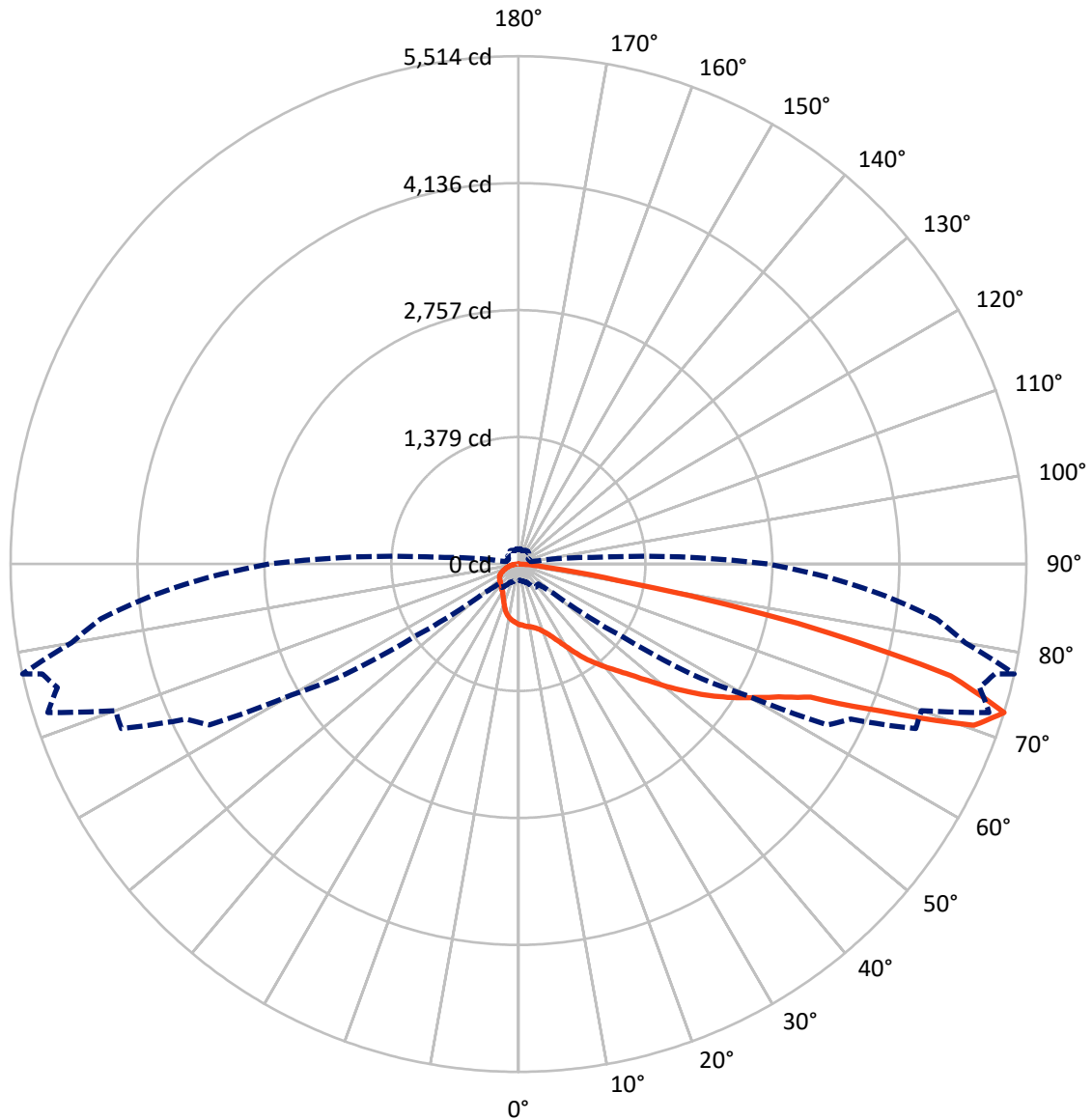
✕ Max cd
 - - - 1/2 Max cd



Based on 10 foot mounting height. Maximum calculated value = 8 fc
 Type II - Medium - Non-Cutoff

REPORT NUMBER: P271537
CATALOG NUMBER: ISS-AF-1000-LED-E1-T2-7027

Luminous Intensity Polar Plot



— Vertical Plane Through 77.5-Deg Lateral - - - Horizontal Cone Through 72.5-Deg Vertical

REPORT NUMBER: P271537

CATALOG NUMBER: ISS-AF-1000-LED-E1-T2-7027

FLUX DISTRIBUTION:

		Downward	Upward	Total
House Side	Lumens	815.3	0.0	815.3
	% Fixture	16.6	0.0	16.6
Street Side	Lumens	4104.9	0.0	4104.9
	% Fixture	83.4	0.0	83.4
Total	Lumens	4920.2	0.0	4920.2
	% Fixture	100.0	0.0	100.0

Coefficient of Utilization

ZONAL LUMENS:

Zone	Lumens	% Fixture
0°-10°	61.0	1.2
10°-20°	187.1	3.8
20°-30°	332.1	6.8
30°-40°	526.2	10.7
40°-50°	789.5	16.0
50°-60°	1023.0	20.8
60°-70°	1162.4	23.6
70°-80°	771.4	15.7
80°-90°	67.5	1.4
90°-100°	0.0	0.0
100°-110°	0.0	0.0
110°-120°	0.0	0.0
120°-130°	0.0	0.0
130°-140°	0.0	0.0
140°-150°	0.0	0.0
150°-160°	0.0	0.0
160°-170°	0.0	0.0
170°-180°	0.0	0.0
0°-90°	4920.2	100.0
0°-180°	4920.2	100.0



REPORT NUMBER: P271537

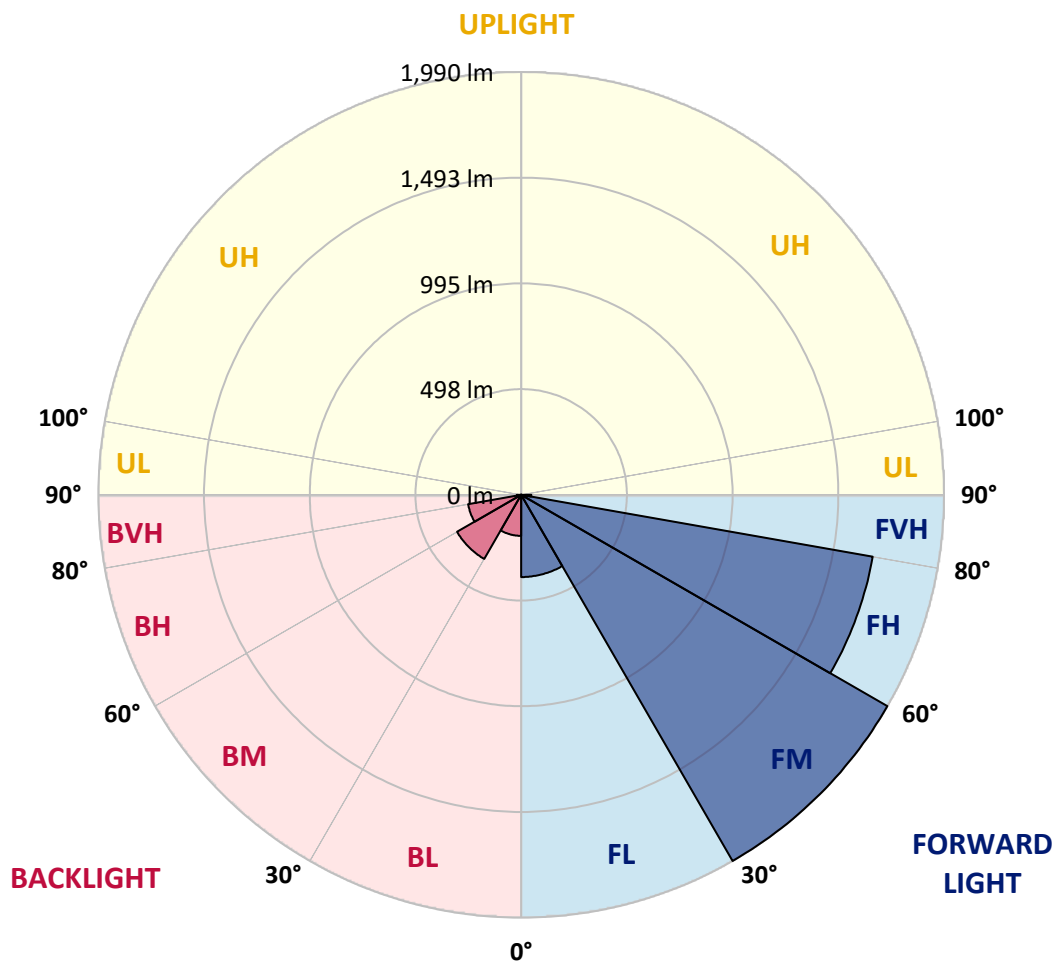
CATALOG NUMBER: ISS-AF-1000-LED-E1-T2-7027

LUMINAIRE CLASSIFICATION SYSTEM LUMEN TABLE AND BUG RATING:

Zone		Lumens	% Fixture	Zone Rating/Lumen Limit		
				B	U	G
FL	(0°-30°)	387.1	7.9			
FM	(30°-60°)	1990.5	40.5			
FH	(60°-80°)	1680.2	34.1			G1/1800
FVH	(80°-90°)	47.1	1.0			G1/100
BL	(0°-30°)	193.2	3.9	B1/500		
BM	(30°-60°)	348.2	7.1	B1/1000		
BH	(60°-80°)	253.5	5.2	B1/500		G1/500
BVH	(80°-90°)	20.3	0.4			G1/100
UL	(90°-100°)	0.0	0.0		U0/0	
UH	(100°-180°)	0.0	0.0		U0/0	

BUG Rating: B1-U0-G1

Type II Medium





REPORT NUMBER: P271537

CATALOG NUMBER: ISS-AF-1000-LED-E1-T2-7027

CANDELA DISTRIBUTION (FULL):

	0°	5°	15°	25°	35°	37.5°	40°	42.5°	45°	47.5°	50°
0°	656.9	656.9	656.9	656.9	656.9	656.9	656.9	656.9	656.9	656.9	656.9
2.5°	711.6	708.3	706.7	703.4	700.0	698.4	693.4	690.1	695.1	693.4	693.4
5°	764.7	761.4	756.5	751.5	744.9	739.8	734.9	730.0	733.3	730.0	726.5
7.5°	807.8	804.6	798.0	792.9	786.4	779.7	773.0	771.4	768.1	763.1	761.4
10°	832.8	829.5	826.1	822.8	812.9	807.8	799.6	794.6	796.3	789.6	789.6
12.5°	855.9	852.7	851.1	851.1	842.7	837.8	834.4	829.5	832.8	822.8	819.5
15°	877.6	874.2	869.3	874.2	872.6	871.0	869.3	867.7	872.6	862.6	864.3
17.5°	912.4	910.7	900.8	894.2	895.8	900.8	904.1	902.4	902.4	897.5	899.1
20°	967.1	967.1	953.9	942.2	924.0	924.0	925.6	924.0	927.3	930.6	935.7
22.5°	1008.5	1005.3	1000.4	990.4	970.5	953.9	953.9	947.3	952.2	953.9	963.8
25°	1061.7	1058.5	1046.7	1046.7	1026.9	1005.3	1002.0	992.0	1003.7	982.0	998.6
27.5°	1126.5	1123.2	1108.1	1101.5	1091.6	1065.0	1058.5	1060.0	1071.7	1040.1	1056.8
30°	1207.7	1204.4	1186.1	1167.9	1151.3	1123.2	1119.7	1118.1	1144.6	1108.1	1129.7
32.5°	1310.5	1310.5	1290.7	1265.7	1232.6	1194.5	1181.1	1182.8	1219.3	1179.5	1215.9
35°	1466.4	1446.6	1410.1	1371.9	1337.0	1292.3	1274.1	1270.7	1303.9	1264.1	1305.6
37.5°	1566.0	1552.7	1519.6	1491.4	1453.2	1410.1	1396.9	1401.7	1430.0	1371.9	1431.7
40°	1655.6	1653.9	1632.4	1614.2	1576.0	1532.9	1549.5	1615.8	1690.4	1577.6	1579.3
42.5°	1715.3	1718.6	1717.0	1718.6	1697.1	1652.3	1680.5	1773.3	1901.2	1834.8	1773.3
45°	1725.3	1737.0	1741.8	1775.1	1796.6	1770.1	1785.0	1882.8	2138.3	2241.2	1964.1
47.5°	1750.2	1761.8	1751.9	1791.6	1891.1	1889.6	1949.2	1985.7	2020.6	2037.2	2246.1
50°	1783.3	1804.9	1794.9	1828.1	1909.3	1955.9	2007.4	2053.7	2025.5	1921.0	1977.3
52.5°	1785.0	1809.8	1864.6	1897.8	1977.3	1967.5	2002.3	1977.3	2020.6	1912.7	1967.5
55°	1639.0	1644.0	1803.3	1970.8	2110.1	2081.9	2060.4	2004.0	2058.7	1924.3	1994.0
57.5°	1408.5	1425.0	1590.9	1872.9	2171.6	2196.4	2189.8	2184.8	2228.0	2048.8	2125.1
60°	1154.6	1174.5	1332.1	1663.9	2043.7	2108.5	2198.1	2252.8	2364.0	2292.7	2418.7
62.5°	720.0	734.9	909.1	1323.8	1803.3	1931.0	2062.0	2126.7	2287.6	2320.8	2534.7
65°	343.4	348.4	416.4	720.0	1310.5	1551.0	1745.1	1882.8	2080.3	2229.5	2518.2
67.5°	267.1	268.8	293.7	383.1	671.8	832.8	1053.4	1235.9	1446.6	1854.7	2213.0
70°	214.0	214.0	233.9	282.0	416.4	437.9	494.3	555.7	645.3	973.9	1264.1
72.5°	179.1	179.1	192.5	222.3	308.6	313.5	310.3	305.2	305.2	384.8	491.0
75°	150.9	149.3	157.7	177.5	228.9	235.5	232.2	220.6	207.4	207.4	233.9
77.5°	122.8	122.8	129.4	139.3	165.8	169.2	169.2	159.3	147.6	149.3	161.0
80°	96.2	96.2	101.1	107.9	116.2	114.4	114.4	104.6	96.2	94.5	101.1
82.5°	69.7	71.3	82.9	78.0	74.6	69.7	69.7	68.0	61.4	56.4	59.6
85°	21.6	23.3	39.9	46.4	38.2	31.5	29.8	25.0	26.5	21.6	25.0
87.5°	0.0	0.0	0.0	0.0	1.7	0.0	0.0	0.0	1.7	0.0	1.7
90°	0.0	0.0	0.0	0.0	0.0	0.0	0.0	0.0	0.0	0.0	0.0



REPORT NUMBER: P271537

CATALOG NUMBER: ISS-AF-1000-LED-E1-T2-7027

CANDELA DISTRIBUTION (continued):

	52.5°	55°	57.5°	60°	62.5°	65°	67.5°	70°	72.5°	75°	77°
0°	656.9	656.9	656.9	656.9	656.9	656.9	656.9	656.9	656.9	656.9	656.9
2.5°	685.1	688.4	681.8	681.8	673.5	678.5	670.1	671.8	663.6	666.9	666.9
5°	718.4	720.0	711.6	708.3	700.0	700.0	691.8	691.8	680.2	683.5	680.2
7.5°	749.8	749.8	741.6	734.9	726.5	723.2	713.3	708.3	698.4	696.7	691.8
10°	776.3	776.3	764.7	758.1	748.2	743.2	730.0	724.9	713.3	705.0	700.0
12.5°	809.6	806.2	792.9	786.4	769.8	768.1	748.2	744.9	728.3	723.2	715.1
15°	849.3	852.7	831.1	829.5	806.2	804.6	778.0	776.3	751.5	749.8	738.1
17.5°	892.5	899.1	880.9	879.2	851.1	851.1	819.5	817.9	784.7	783.1	768.1
20°	930.6	939.0	927.3	930.6	905.9	907.4	872.6	872.6	826.1	822.8	809.6
22.5°	965.5	982.0	972.1	990.4	965.5	977.1	930.6	939.0	884.2	877.6	857.6
25°	1000.4	1021.9	1018.6	1048.4	1030.2	1050.1	1002.0	1018.6	947.3	952.2	925.6
27.5°	1035.2	1063.3	1060.0	1103.2	1096.5	1136.4	1094.9	1113.1	1035.2	1040.1	1010.2
30°	1093.1	1124.8	1113.1	1157.9	1157.9	1222.6	1191.2	1219.3	1133.0	1143.0	1108.1
32.5°	1171.2	1207.7	1172.8	1230.9	1227.6	1312.2	1287.3	1335.4	1250.8	1264.1	1221.0
35°	1255.8	1313.8	1257.4	1322.1	1312.2	1400.1	1383.5	1461.5	1371.9	1386.8	1343.8
37.5°	1367.0	1436.6	1362.0	1418.3	1373.6	1474.7	1464.9	1571.0	1479.8	1517.9	1466.4
40°	1498.0	1552.7	1459.8	1508.0	1433.2	1537.8	1521.2	1667.3	1582.6	1644.0	1597.5
42.5°	1619.0	1657.2	1534.5	1594.2	1504.6	1610.8	1580.9	1756.7	1683.9	1778.4	1726.9
45°	1728.6	1771.6	1609.1	1675.5	1576.0	1692.0	1640.7	1843.1	1793.3	1935.9	1884.6
47.5°	1884.6	1821.5	1677.1	1763.5	1652.3	1780.0	1712.0	1944.2	1926.0	2128.4	2068.7
50°	1833.1	1874.5	1733.5	1823.1	1721.9	1877.9	1803.3	2065.3	2070.3	2337.4	2302.5
52.5°	1838.1	1907.7	1776.7	1901.2	1803.3	2013.9	1935.9	2211.4	2234.5	2539.8	2491.7
55°	1867.9	1970.8	1841.3	2008.9	1917.7	2164.8	2110.1	2368.9	2408.7	2730.6	2702.4
57.5°	1942.6	2085.2	1952.6	2171.6	2076.9	2337.4	2287.6	2531.5	2586.2	2921.4	2913.0
60°	2229.5	2398.7	2166.5	2408.7	2282.6	2533.2	2466.7	2702.4	2757.1	3103.8	3125.5
62.5°	2549.7	2843.3	2705.7	2957.8	2624.4	2878.2	2682.5	2913.0	2916.3	3299.6	3367.6
65°	2632.8	3083.9	3201.6	3671.1	3497.0	3757.4	3234.9	3389.1	3190.2	3656.2	3754.1
67.5°	2601.2	3153.6	3480.4	4009.6	4207.0	4661.6	4573.6	4520.5	4059.4	4394.5	4512.3
70°	1909.3	2495.0	3294.6	3832.1	4401.1	4699.8	5172.5	5220.6	5200.6	5154.3	5232.2
72.5°	869.3	1363.6	2229.5	2843.3	3782.3	3983.1	4668.2	4654.8	5358.3	5184.1	5306.8
75°	341.7	525.9	1061.7	1587.6	2616.1	2863.3	3639.7	3447.2	4324.8	4069.3	4331.4
77.5°	187.5	235.5	398.2	681.8	1428.3	1559.4	2228.0	1906.1	2682.5	2239.6	2327.5
80°	112.7	141.0	182.4	258.8	607.2	642.0	950.6	766.4	1096.5	832.8	807.8
82.5°	61.4	76.3	91.3	127.6	225.7	250.4	328.5	295.4	351.7	300.2	293.7
85°	25.0	33.1	34.9	51.5	74.6	86.2	104.6	112.7	137.7	126.1	122.8
87.5°	0.0	1.7	0.0	3.3	0.0	3.3	0.0	5.0	5.0	8.4	9.9
90°	0.0	0.0	0.0	0.0	0.0	0.0	0.0	0.0	0.0	0.0	0.0



REPORT NUMBER: P271537

CATALOG NUMBER: ISS-AF-1000-LED-E1-T2-7027

CANDELA DISTRIBUTION (continued):

	77.5°	80°	82.5°	85°	87.5°	90°	95°	100°	102.5°	105°	107.5°
0°	656.9	656.9	656.9	656.9	656.9	656.9	656.9	656.9	656.9	656.9	656.9
2.5°	661.9	666.9	660.3	660.3	652.0	656.9	652.0	647.0	638.7	640.3	628.7
5°	673.5	676.9	668.6	665.3	660.3	658.5	648.7	638.7	627.1	627.1	613.8
7.5°	685.1	685.1	673.5	673.5	661.9	658.5	643.6	627.1	610.5	608.8	588.9
10°	691.8	690.1	675.2	675.2	658.5	656.9	638.7	613.8	590.5	584.0	555.7
12.5°	705.0	703.4	685.1	681.8	660.3	660.3	633.8	600.6	567.4	555.7	516.0
15°	721.6	723.2	701.8	696.7	671.8	670.1	633.8	584.0	539.2	520.8	472.8
17.5°	748.2	749.8	720.0	715.1	685.1	680.2	635.4	564.0	501.0	481.1	437.9
20°	783.1	778.0	738.1	736.6	696.7	691.8	633.8	534.1	462.9	443.0	404.8
22.5°	826.1	821.2	769.8	764.7	718.4	710.0	632.0	502.6	428.0	406.4	381.5
25°	885.9	879.2	816.2	809.6	751.5	738.1	630.4	469.5	398.2	381.5	366.6
27.5°	960.5	947.3	871.0	864.3	786.4	769.8	623.7	431.4	368.2	356.6	350.0
30°	1050.1	1038.5	940.5	930.6	832.8	811.2	617.1	396.5	346.7	341.7	336.8
32.5°	1156.3	1144.6	1025.2	1013.6	892.5	860.9	605.5	368.2	333.5	333.5	326.8
35°	1267.4	1257.4	1116.4	1108.1	958.9	917.3	590.5	343.4	321.9	321.9	315.1
37.5°	1367.0	1375.2	1215.9	1209.4	1025.2	973.9	573.9	326.8	311.9	308.6	301.9
40°	1474.7	1494.7	1308.9	1313.8	1094.9	1033.5	554.1	313.5	300.2	296.9	295.4
42.5°	1584.3	1622.4	1406.7	1425.0	1164.6	1094.9	539.2	305.2	295.4	288.6	287.0
45°	1720.3	1775.1	1527.8	1562.7	1245.8	1169.5	534.1	295.4	280.3	272.1	267.1
47.5°	1889.6	1962.4	1677.1	1717.0	1353.7	1259.2	544.1	291.9	270.4	260.5	250.4
50°	2090.3	2160.0	1854.7	1871.3	1474.7	1357.0	565.8	296.9	267.1	252.2	237.2
52.5°	2302.5	2355.6	2042.2	2023.9	1600.9	1453.2	590.5	298.6	258.8	243.9	225.7
55°	2521.5	2551.4	2216.3	2168.1	1715.3	1549.5	623.7	296.9	252.2	235.5	212.3
57.5°	2735.6	2745.5	2370.5	2324.2	1828.1	1663.9	665.3	291.9	242.3	225.7	200.7
60°	2944.6	2961.2	2541.5	2498.4	1950.8	1811.5	724.9	283.7	228.9	217.3	190.8
62.5°	3173.5	3228.3	2745.5	2752.1	2120.1	2042.2	837.8	273.7	215.6	202.4	175.9
65°	3485.3	3694.4	3082.3	3238.2	2445.3	2476.8	1053.4	245.6	197.4	180.8	162.5
67.5°	4266.7	4495.7	3900.1	3963.1	3206.7	3019.2	1189.4	209.0	174.2	162.5	150.9
70°	5245.5	5081.3	4658.3	4276.7	3651.3	3103.8	1046.7	175.9	154.3	147.6	141.0
72.5°	5514.2	4925.2	4577.0	4004.6	3375.9	2707.3	801.3	150.9	137.7	134.4	129.4
75°	4845.6	3993.0	4012.9	3181.8	2798.6	2063.7	547.4	129.4	119.5	117.8	116.2
77.5°	3098.8	2052.1	2498.4	1572.7	1615.8	955.5	267.1	107.9	102.9	102.9	99.5
80°	1101.5	683.5	773.0	496.0	451.2	303.5	144.3	86.2	82.9	84.6	82.9
82.5°	330.1	262.1	257.2	200.7	155.9	127.6	79.6	66.4	63.0	64.7	61.4
85°	132.7	102.9	86.2	66.4	54.8	49.8	43.1	44.7	39.9	43.1	38.2
87.5°	8.4	6.6	5.0	6.6	0.0	3.3	8.4	6.6	1.7	6.6	5.0
90°	0.0	0.0	0.0	0.0	0.0	0.0	0.0	0.0	0.0	0.0	0.0



REPORT NUMBER: P271537

CATALOG NUMBER: ISS-AF-1000-LED-E1-T2-7027

CANDELA DISTRIBUTION (continued):

	110°	112.5°	115°	117.5°	120°	122.5°	125°	127.5°	130°	135°	145°
0°	656.9	656.9	656.9	656.9	656.9	656.9	656.9	656.9	656.9	656.9	656.9
2.5°	637.0	625.4	630.4	625.4	628.7	618.8	622.1	613.8	613.8	612.1	603.8
5°	615.5	603.8	602.1	590.5	592.3	579.0	577.3	562.4	562.4	549.1	524.3
7.5°	585.5	567.4	565.8	542.5	540.8	522.5	516.0	499.4	497.8	482.7	467.7
10°	547.4	519.2	514.3	484.4	486.1	466.1	464.5	452.8	452.8	446.3	446.3
12.5°	504.3	472.8	469.5	446.3	448.0	434.6	436.3	429.7	432.9	436.3	448.0
15°	464.5	439.6	436.3	421.3	423.0	419.7	424.7	424.7	429.7	437.9	457.9
17.5°	431.4	409.8	411.4	404.8	411.4	409.8	419.7	418.0	428.0	437.9	462.9
20°	401.5	389.9	394.9	393.2	401.5	401.5	409.8	411.4	419.7	432.9	461.2
22.5°	381.5	378.3	383.1	383.1	389.9	391.5	399.7	404.8	409.8	423.0	448.0
25°	369.9	368.2	373.2	375.0	379.9	381.5	389.9	389.9	398.2	406.4	419.7
27.5°	353.3	350.0	356.6	356.6	363.4	361.7	371.6	368.2	376.6	379.9	383.1
30°	341.7	336.8	341.7	340.1	345.1	340.1	345.1	340.1	345.1	345.1	340.1
32.5°	330.1	325.2	326.8	320.2	325.2	318.4	320.2	313.5	316.8	313.5	315.1
35°	318.4	311.9	311.9	303.5	303.5	295.4	298.6	291.9	298.6	303.5	301.9
37.5°	301.9	296.9	296.9	290.3	293.7	290.3	296.9	293.7	295.4	288.6	277.0
40°	291.9	295.4	293.7	298.6	295.4	290.3	285.3	275.4	273.7	270.4	263.7
42.5°	277.0	280.3	272.1	278.7	273.7	275.4	272.1	267.1	263.7	260.5	253.8
45°	255.5	255.5	248.8	258.8	253.8	263.7	260.5	260.5	257.2	252.2	247.1
47.5°	237.2	238.9	232.2	240.6	237.2	250.4	248.8	253.8	253.8	250.4	237.2
50°	225.7	222.3	217.3	225.7	223.9	235.5	237.2	247.1	245.6	247.1	235.5
52.5°	215.6	209.0	204.1	209.0	209.0	219.0	222.3	233.9	235.5	238.9	232.2
55°	204.1	195.7	192.5	195.7	195.7	205.7	210.7	219.0	223.9	233.9	230.5
57.5°	194.1	182.4	179.1	182.4	184.2	194.1	199.1	207.4	214.0	227.3	225.7
60°	182.4	172.6	169.2	174.2	175.9	185.8	190.8	199.1	204.1	219.0	219.0
62.5°	169.2	161.0	161.0	162.5	165.8	175.9	179.1	190.8	192.5	210.7	212.3
65°	157.7	152.6	152.6	154.3	157.7	165.8	167.5	179.1	180.8	199.1	204.1
67.5°	147.6	144.3	144.3	146.0	147.6	154.3	155.9	167.5	170.9	187.5	195.7
70°	137.7	134.4	132.7	132.7	137.7	142.7	146.0	157.7	159.3	174.2	184.2
72.5°	126.1	122.8	122.8	121.1	126.1	129.4	136.0	142.7	146.0	161.0	167.5
75°	114.4	111.1	111.1	109.5	112.7	119.5	121.1	127.6	129.4	142.7	149.3
77.5°	99.5	96.2	96.2	96.2	99.5	101.1	102.9	109.5	112.7	124.4	131.1
80°	82.9	79.6	81.3	79.6	84.6	78.0	82.9	89.7	93.0	99.5	96.2
82.5°	63.0	58.1	59.6	59.6	61.4	56.4	59.6	63.0	66.4	71.3	69.7
85°	39.9	34.9	38.2	34.9	38.2	33.1	36.5	36.5	39.9	36.5	34.9
87.5°	8.4	3.3	8.4	3.3	9.9	0.0	5.0	0.0	3.3	1.7	0.0
90°	0.0	0.0	0.0	0.0	0.0	0.0	0.0	0.0	0.0	0.0	0.0



REPORT NUMBER: P271537

CATALOG NUMBER: ISS-AF-1000-LED-E1-T2-7027

CANDELA DISTRIBUTION (continued):

	155°	165°	175°	180°
0°	656.9	656.9	656.9	656.9
2.5°	595.6	588.9	585.5	584.0
5°	511.0	499.4	496.0	492.7
7.5°	459.6	456.2	456.2	454.5
10°	449.5	454.5	456.2	456.2
12.5°	461.2	469.5	476.1	476.1
15°	476.1	491.0	499.4	499.4
17.5°	487.7	507.6	516.0	517.5
20°	489.4	509.2	520.8	522.5
22.5°	474.5	487.7	496.0	496.0
25°	436.3	443.0	448.0	448.0
27.5°	388.2	386.5	384.8	391.5
30°	338.4	335.1	328.5	335.1
32.5°	320.2	308.6	291.9	296.9
35°	291.9	288.6	280.3	282.0
37.5°	282.0	310.3	308.6	310.3
40°	270.4	305.2	303.5	307.0
42.5°	260.5	280.3	260.5	262.1
45°	242.3	250.4	233.9	233.9
47.5°	233.9	230.5	223.9	222.3
50°	227.3	227.3	223.9	220.6
52.5°	222.3	219.0	230.5	228.9
55°	215.6	212.3	220.6	220.6
57.5°	210.7	202.4	215.6	215.6
60°	205.7	197.4	210.7	210.7
62.5°	202.4	192.5	209.0	207.4
65°	197.4	187.5	209.0	205.7
67.5°	190.8	177.5	205.7	200.7
70°	177.5	165.8	194.1	180.8
72.5°	164.2	150.9	165.8	154.3
75°	144.3	132.7	134.4	132.7
77.5°	121.1	107.9	104.6	106.2
80°	91.3	82.9	79.6	79.6
82.5°	66.4	56.4	58.1	48.1
85°	29.8	21.6	16.6	16.6
87.5°	0.0	0.0	0.0	0.0
90°	0.0	0.0	0.0	0.0

(END OF REPORT)